

---

**ABSTRACT**

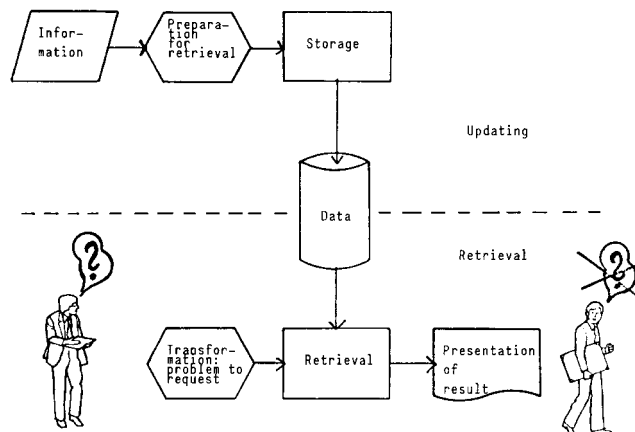
A web link research process is the one of the suitable strategy for getting relational models from relational information angles depending on unique walk model through the databases interpreting Markov sequence having as many states as elements related to databases. One of the essential restriction of the web link research is that relational database could contain too many turned off elements, in which situation web link research strategy is almost worthless. Moreover, it is clearly not always simple to attract out a chart from a relational databases, especially when the databases is large. So we suggest develop Unclear Link centered Analysis for getting connections in relational databases. The purpose of our recommended approach is to restore not only the elements totally distribution with the limitations of the SQL question, but also the elements that almost follow these restrictions and are therefore near to the focus on elements. We will also evaluate the recommended strategy on real relational information resources. Our trial results show efficient relational records from predetermined datasets using Prolonged Boolean restoration style. We also suggest term separate range that is able to further reduce the variety of position calculations for brief, easy issues under the extended Boolean restoration design.

**KEYWORDS:** SQL Queries, Fuzzy search records, Database relational approach, Information Retrieval.

---

**INTRODUCTION**

Web Data Extraction is an imperative issue that has been concentrated on by method for different scientific apparatuses and in a wide scope of uses. Numerous methodologies to concentrating information from the Web have been intended to take care of specific issues and work in impromptu areas. Different methodologies, rather, intensely reuse procedures and calculations created in the field of Information Extraction. This review goes for giving an organized and exhaustive outline of the writing in the field of Web Data Extraction. The procedure of the extracting information from relational databases as shown in figure 1.



*Figure 1: Data extraction from various data domain registration process.*

Many number of different research areas were developed in those relative data extraction for accessing information from various sources and then perform commitment and other progressive information retrieval in application development. Many of the techniques were developed for extracting information from various sources like data from some of the web processing units. All of these techniques were processed to develop efficient and other proceedings in data extraction process. Based on feature selection it will provide efficient and other considerable results for required data in proceeding events present in database. According to these features are used in order to learn sample from provided data from representative repositories. Population based events are accessed in relative and other proceedings in data source. Whole information maintained by the considerable data from various sources [12]. This real world data coming from various fields processed by the reserved data from database.

**Link Based Analysis:** The concentrate of the methods has shifted over from the analysis of the functions explaining each example that belong to the inhabitants of interest (attribute value analysis) to the analysis of the hyperlinks current between these instances (relational analysis), moreover to the functions. Typically suggests a link-analysis-based strategy enabling to find connections existing between components of a relational data source or, more usually, a chart. More particularly, this work is depending on a unique move through the data source interpreting a Markov sequence having as many declares as components in the data source. Suppose, for example, we are enthusiastic about examining the connections between components included in two different platforms of a relational data source.

A two-step process is determined for examining the relationships between components of attention included in a desk, or a subset of platforms. More accurately, this perform 1) suggests to use stochastic complementation for getting a sub-graph containing the components of attention from the unique graph and 2) presents a kernel-based expansion of the basic diffusion map for showing and examining the reduced sub-graph. It is proven that the causing technique is closely related to letters analysis. However one of the feature drawback of traditional work is that the relational database could contain too many turned off elements, in which situation a link based analysis strategy is almost ineffective. Moreover, it is clearly not always simple to draw out a graph from a relational data source, especially when the database is large.

**Fuzzy Information Resource:** A frequent or conventional information resource is a structured collection of information or information stored in a pc, a fuzzy information resource is a information resource, which is able to cope with uncertain or limited information using unclear thinking. Basically, a unclear information resource is a information resource with fuzzy attributes, which may be described as functions of products, row, or product in a information resource, which allows preserving fuzzy information [8]. The methods in accordance with the Fuzzy set theory are very much useful while modelling the uncertainties especially, when the concerns are non-random in nature. The suggested structure will execute the necessary interpretation, by performing as a middleware. Main aim of this design is to manipulate the conventional facilities available in the contemporary DBMS. The most convenient way to do this is, to use traditional relational data source and develop a front side end that will allow unclear querying to the data source.

The paper is organized as follows: Section-II presents Background research in conventionally proposed techniques. Section- III presents relation databases working with fuzzy set theory and brief introduction about fuzzy logic information retrieval and their basic features related to fuzzy logic. Section-IV presents proposed approach implementation and other proceedings in fuzzy query retrieval. Section-V presents performance evaluation for retrieving query processing using some proceeding examples. Section VI presents Concluding work process for attachment in proposed query retrieval.

## RELATED WORK

If a frequent or traditional information source is a structured collection of information or information saved in a computer, a fuzzy information source is a information source, which is able to deal with uncertain or imperfect details using unclear reasoning. Basically, a unclear information source is a information source with fuzzy attributes, which may be described as features of products, row, or product in a information source, which allows saving fuzzy information. Unclear reasoning has not been used to interpreting place operate directly; however, fuzzy set design has been used to determine fuzzy concerns. fuzzy connections between question conditions and records. Each question phrase explains a fuzzy set and each papers has a level of consideration in the corresponding set [4]. The Unclear Set design works question development depending on concepts of fuzzy reasoning. A database is designed by interpreting a term-term connection matrix. The connection matrix is used to determine a fuzzy set associated to each catalog phrase ki. Document dj has a level of consideration. The process to estimate the document's importance given a

question is comparable to the process used by the Boolean design, except guidelines of fuzzy reasoning are used. The fuzzy set design strategy is not well-known among the information recovery group and has been mentioned mainly in the literary works devoted to fuzzy concept.

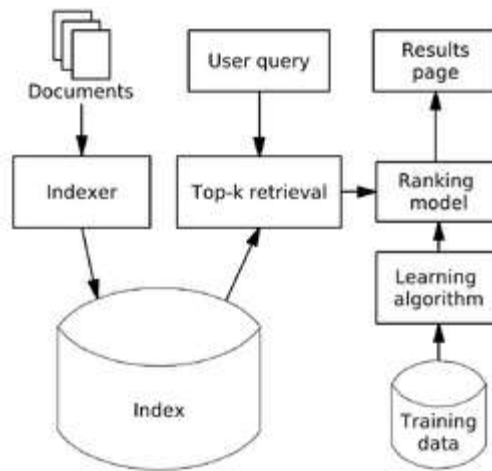


Figure 3: Procedure for Fuzzy Search queries retrieval.

Recent efforts using fuzzy look for were tried at TREC 2001 with the online look for motor NexTrieve. NexTrieve used a mixture of the actual look for and fuzzy look for. The meeting document that explains NexTrieve unfortunately does not offer information on the theoretical base and implementation of the program. It seems to be that program of the fuzzy reasoning was to the place, and to the scoring: conditions in different areas of the papers would get different ratings and not all of the terms would need to be existing in order for the papers to get a high ranking. According to the writers of NexTrieve, one of the greatest disadvantages of the program was that it did not take into consideration term regularity within a document and papers duration which has been proven to be an important part of the place ranking. Performance of NexTrieve program was poor with regular perfection of 0.13; and after some extra variations (adding term regularity, and papers duration parameters) were made, it went up to 0.19; which was still poor [6]. A fuzzy set is almost any situation for which we have words: brief men, great females, hot day, cold climate, new developing, fresh apples, great intellect, low rate, obese, etc., where the situation can be given a value between 0 and 1. Fuzzy set 'A' over a universe of discussion X (a limited or unlimited interval) within which the unclear set can take a value) is a set of pairs:

$$V = \{ \mu V(x) / x : x \in X, \mu V(x) \in [0,1] \in R \} \quad \text{----- (4)}$$

Where  $\mu V(x)$  is the membership degree of the element x to fuzzy set V. This degree ranges between the extremes 0 and 1 of the dominion of the real numbers:  $\mu V(x) = 0$  indicates that x in no way belongs to the fuzzy set A, and  $\mu V(x) = 1$  indicates that x completely belongs to the fuzzy set A. Note that  $\mu V(x) = 0.5$  is the greatest uncertainty point.

**Fuzzy Set Operators:** For sharp places, the primary features are, namely,

- Partnership, OR
- Junction, AND
- Supplement, NOT

As an example, for unclear places we determine fuzzy operators that allow us to control the unclear places. Traditionally there is a difference between a union operation of places and OR of reasoning as is the situation with intersection and AND also. But in unclear concept there is no such difference between the sensible and set Operators.

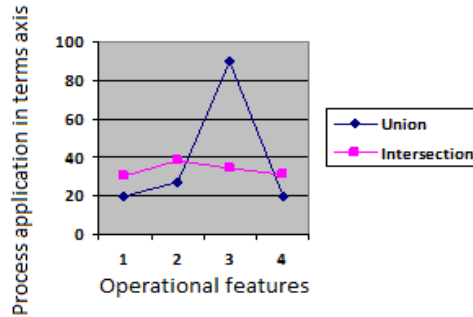


Figure 4: Intersection (Maximum) and union (Minimum).

Fuzzy union = Fuzzy OR

Fuzzy junction = Fuzzy AND

Fuzzy complement = Fuzzy NOT

We define some standard fuzzy operations as:

Fuzzy Complement  $\square V(x) = 1 - \square V(x)$

Fuzzy Union  $(\alpha \cup \beta)(x) = \max[\alpha(x), \beta(x)]$

Fuzzy Intersection  $(\alpha \cap \beta)(x) = \min[\alpha(x), \beta(x)]$

Language varying varies from a numerical variable in that; its principles are not figures but conditions or sentences in Organic 'languages'. The objective of using the linguistic Variable is to offer a indicates of approximate depiction of phenomena that is not defined effectively. Language factors can be characterized by the use of trapezoidal shaped possibility submission. In linguistics, essential atomic terms are often customized with adjectives (noun) or adverbs (Verbs) like very, low, a little bit, more-or-less, fairly, almost, approximately, etc.

**PROPOSED APPROACH IMPLEMENTATION**

An program part is placed over the SQL and it wil execute the necessary interpretation by performing as a middleware. It is believed that the actual database will be sharp. Therefore the fuzziness is integrated in the front side end only. At the top side end, originally the Fuzzy sets Language Factors on the necessary websites are defined.

**FSQL Architecture:** SQL is the most significant commercially marketed details source question terminology. It uses a combination of relational geometry and relational calculus constructs to recover preferred details from a details source. FSQL is SQL that can manage unclear feature principles [6].

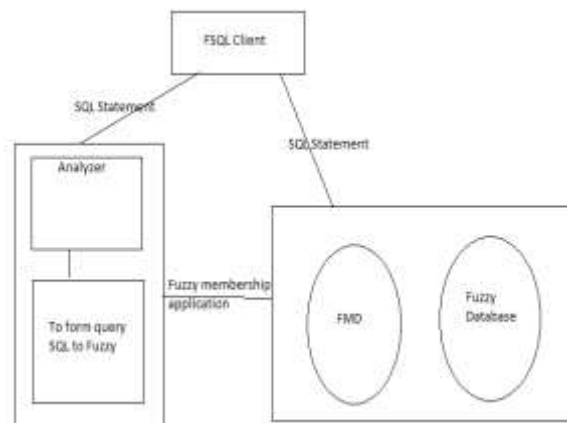


Figure 5: FSQL Architecture.

We research how to response a position question by responding to (possibly multiple) variety choice concerns. In each choice question has a limit on the likeness between the given sequence and a sequence in the selection. We can make

use of current approximate-string-selection methods without changing their implementations. We start with an preliminary likeness limit, which could be a set value or a value calculated in accordance with the question.

**Phase 1** (from variety 6 to 10): The objective of this method is to estimate at least  $f \cdot k$  outcomes, where the multiplication aspect is  $f > 1$ . We contact a operate "ApproxRangeSearch" to run an approximate-string-range look for criteria of our option. We reduce the likeness limit, based on the variety of outcomes we got.

**Phase 2** (from variety 11 to 16): We estimate the ranking for each aspect calculated in step # 1 and keep the first  $k$  components requested by their ratings. We want to be certain that these  $k$  components are indeed the best outcomes. Believe the aspect  $e$  that was not seen before and it has the highest possible possible bodyweight in the dataset. Compute how identical  $e$  needs to be to the question to be able to have a better ranking than the present  $k$ th aspect.

**Algorithm: Iterative- Range-Search (IRS) Based Algorithm.**

```

1: Let  $k$  be the number of results requested;
2: Let  $W_{\max}$  be the maximum weight of a string in the
   dataset;
3: Let  $f \geq 1$  be a multiplication factor;
4: Let  $R \leftarrow \varnothing$  be the range-search-result set;
5: Let  $\tau$  be the initial similarity threshold;
   {Step 1: Computing initial candidates}
6: while  $\text{size}(R) < f \cdot k$  do
7:    $R \leftarrow \text{ApproxRangeSearch}(\tau)$ ;
8:   if  $\text{size}(R) < f \cdot k$ 
9:     then Decrease  $\tau$  ;
10:  end while
   {Step 2: Finalizing results}
11: Compute scores for elements in  $R$  and keep the first
     $k$ ;
12: Let  $\tau_1$  be the minimum similarity for which
     $\text{Score}(\tau_1, W_{\max}) > \text{Score}(R[k])$ ;
13: if  $\tau_1 < \tau$  then
14:    $R \leftarrow \text{ApproxRangeSearch}(\tau_1)$ ;
15: Compute scores for elements in  $R$  and keep the first
     $k$ ;
16: end if
17: Return  $R[1..k]$ ;

```

The Question Shrub Reviewing development is a arising strategy to apply testing and scoring methods to back up Effective EBR's regardless of phrase measures. Looking and accessing a stemmer decreases the query to its phrase main form and suits outcomes containing this control. For example for query 'specially' a arising criteria will find the outcomes "especially", "special", "specialize", "specializing", "specification" and other having the main "spec". However if in the query phrase will be informal mismatch like 'spesial' or 'spetial' the online search engine based on a arising criteria will show zero outcomes.

## FSQL QUERY EVALUATION

"Fuzzy querying is just like the procedure of ordinary querying, but more buildings. ". Classical relational data source experience from a absence of flexibility in question. The given choice situation and the contents of the interaction are all sharp. A question is versatile if the following circumstances can be satisfied

1. A qualitative distinction between the chosen tuples is permitted.
2. Obscure circumstances within concerns are introduced, when the customer cannot determine his/her needs in a certain way, or when a pre specified variety of responses is preferred and therefore a edge is allowed to understand the question.

The essential distinction between unclear queries and actual concerns is the variety of details presented into the storage. A huge variety of tuples will be selected by unclear situation in evaluation to the sharp one. If a record includes a unclear feature, say size, a query such as recover all high people” will cause a considerable portion of the data source being presented into the storage [3][4]. Fuzzy querying allows one to show unexplained predicates represented by unclear places. Therefore, accessibility routes of the current catalog components cannot be used directly since unclear has also other variations from crisp querying. One of the identifying functions of fuzzy querying is the idea of a related level belonging to the [0, 1] period. The unclear question assessment against a sharp data source may be regarded as a unique case of a more common and complicated situation of unclear, possibility based data source. In the latter situation we cope with imperfect details both in the question and in the database. Namely, the question may contain linguistic terms showed by the unclear places and the of attributes in the data source may be showed by possibility withdrawals. Then, a easy question condition may be indicated as the need that a numeric attribute value, showed by the chance distribution  $\frac{1}{4}(u)$ , suits a smooth restriction showed by the fuzzy set P. The related level is analyzed using two measures:

Possibility of matching:

$$\mu_A(old, x) = \begin{cases} 0 \rightarrow \text{if } x < a \\ (x-a)/(b-a) \rightarrow \text{if } a < x < b \\ 1 \rightarrow \text{if } x > b \end{cases} \text{----- (5)}$$

Possibility of matching

$$N(P) = \inf \max(1 - \prod(u), \mu_P(u))_{u \in U} \text{----- (6)}$$

In situation of a sharp data source the possibility distribution is changed by only one value  $u_0$  what corresponds to the following probability distribution:  $\pi(u_0) = 1$  and  $\pi(u) = 0 \forall u = u_0$  Then, both (5) and (6) reduce to  $\Pi(P) = N(P) = \mu_P(u_0)$ .

In common, we have two possible methods to incorporate fuzziness in data source :

1. Creating unclear concerns to the traditional databases
2. Including unclear details to the system:

The tables that are needed are, Meta\_Information Desk, Linguistic Hedges Desk, Account Desk and Alpha cut table. Meta-Information table contains all the information relevant to fuzzification of the different attributes of different platforms. The Linguistic Hedges table contains the linguistic bushes and the calculations program for computing new membership principles known as manipulated membership principles. Account table has three content viz., Col\_Name, Membership Value and Manipulated Membership\_Value. The line Col\_Name represents the value of the corresponding feature on which the membership value is to be calculated. The line Account Value refers to the level of membership of the feature in fuzzy set. The line Manipulated\_Membership\_Value refers to the level of membership of the attribute based on the language bushes existing in the query.

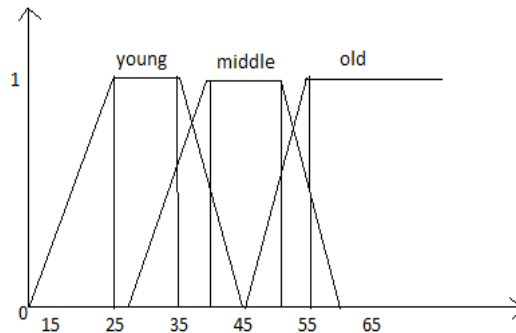


Figure 6: Sample application development using FSQL on age attribute

For example upload data sets from different published websites and their analytical analysis of the data process. By using FSQL query processing evaluation we observe and retrieve relevant data results from described or presented data in some of the website presentations. The evaluation procedure of the query processing using Fuzzy Membership function of AGE (young, middle, old).

$$\mu_A(\text{young}, x) = \left\{ \begin{array}{l} 0 \rightarrow \text{if } x < a \\ (x-a)/(b-a) \rightarrow \text{if } a < x < b \\ (d-x)/(d-c) \rightarrow \text{if } c < x < d \\ 0 \rightarrow \text{if } x > d \end{array} \right\}$$

Here, a = 0; b = 18; c = 30; d = 40

$$\mu_A(\text{middle}, x) = \left\{ \begin{array}{l} 0 \rightarrow \text{if } x < a \\ (x-a)/(b-a) \rightarrow \text{if } a < x < b \\ (d-x)/(d-c) \rightarrow \text{if } c < x < d \\ 1 \rightarrow \text{if } b < x < c \\ 0 \rightarrow \text{if } x > d \end{array} \right\}$$

Here, a = 25; b = 35; c = 45; d = 55

$$\mu_A(\text{old}, x) = \left\{ \begin{array}{l} 0 \rightarrow \text{if } x < a \\ (x-a)/(b-a) \rightarrow \text{if } a < x < b \\ 1 \rightarrow \text{if } x > b \end{array} \right\}$$

Here, a = 40; b = 50

In FSQL language conditions may appear as fuzzy values, interaction, and quantifiers (associated with aggregation operators) in the WHERE stipulation and other clauses.. This is known as by Bosc et al. the vertical quantification contrary to the horizontally quantification when a quantifier performs the part of an aggregation operator and changes the AND or OR connectives in a condition. All the functions of the relational algebra (implicitly or clearly used in SQL's SELECT instruction) are expanded to effectively procedure unclear interaction that appear when areas of a unclear question are prepared. The results obtained as follows when apply FSQL query language specification events.

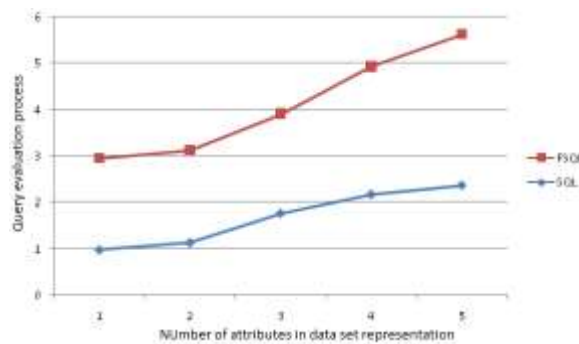


Figure 7: Experimental evaluation using fuzzy logic in TREC 2005 pubmed data set based on attributes.

The first selection is a mailing-list database plus several encyclopedias on natural medication. This selection has been retrievable via our motor over the past year by an viewers of several hundred people. Second selection includes the complete places of the British and In german Wikipedia from Dec 2005 [7]. The third selection is the large TREC Terabyte selection that provided as a pressure analyze for our catalog components. From each of these maximum concerns the series of automatic finalization concerns was produced by \typing" the question from remaining to right. Auto finalization concerns were produced in the same way from a set of 100 arbitrarily produced concerns, with a



submission of the number of question terms and of the phrase regularity just like that of the real concerns for the Homeopathy selection. As we search the phrase suffering from diabetes blood stream over the gathered information.

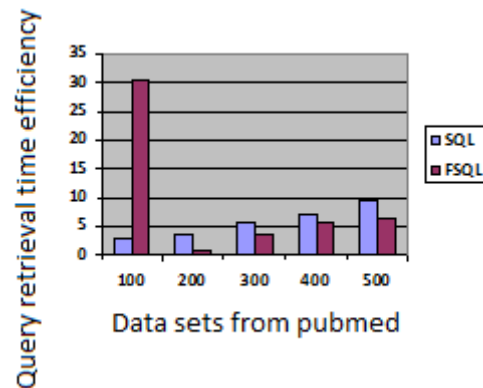


Figure 8: Comparison analysis with data set processing in both SQL and FSQL.

A variety of findings can be made from the outcomes. Although the CalcScore () reviewing technique needs limited organizing of shrub node identifiers during papers reviewing. It has similar performance periods to a uncomplicated execution that recursively iterates the question shrub and determines ratings for the next papers in the OR set of that subtree (Tree Iteration), often being quicker. The reviewing technique in the variation of maxscore outcomes in important discount rates in the variety of applicant records obtained and performance periods for all question places. The more records are to be recovered the less efficient the top-k optimizations are performance periods are considerably below the baselines.

## CONCLUSION

The data source is considered as a chart, where the nodes match to the components in the tables and the hyperlinks match to the interaction between the platforms. A two-step process is determined for examining the relationships between components of attention included in a desk, or a subset of platforms. In this paper we present Fuzzy Information System The Fuzzy SQL is in this approach an separate component and it can be used when the customer wants to use a language appearance in queries. The suggested structure is successfully implemented and the interpretation of unclear question into SQL in relational data source is performed. The fuzziness is in the way of estimated principles or language factors, which can be used only in concerns. Though the fuzziness can be integrated by saving the unclear value inside the data source, it may not be the effective method in the real-time. As future work we plan to extend our proposed work into different cluster categorical studies using real time data sets. Performance evaluation obtained in graphical representation.

## REFERENCES

- [1] "A Link Analysis Extension of Correspondence Analysis for Mining Relational Databases", by Luh Yen, Marco Saerens, in IEEE Transactions On Knowledge And Data Engineering, VOL. 23, NO. 4, APRIL 2011.
- [2] "The Application Of Fuzzy Logic To The Construction Of The Ranking Function Of Information Retrieval Systems", By N.O. Rubens, *Computer Modelling And New Technologies*, 2006, Vol.10, No.1, 20-27 Transport And Telecommunication Institute, Lomonosov 1, Lv-1019, Riga, Latvia.
- [3] "Fuzzy Driven Extended Boolean Retrievals", By N.O. Rubens, *Computer Modelling And New Technologies*, 2006, Vol.10, No.1, 20-27 Transport And Telecommunication Institute, Lomonosov 1, Lv-1019, Riga, Latvia.
- [4] R. Kimball and M. Ross, *The Data Warehouse Toolkit: The Complete Guide to Dimensional Modeling*. John Wiley & Sons, 2002.
- [5] "Querying Capability Enhancement in Database Using Fuzzy Logic", by Amit Garg α & Dr. Rahul Rishi, © 2012 Global Journals Inc. (US).
- [6] "A Literature Overview of Fuzzy Database Models\*", by Z. M. M and LI YAN, *Journal Of Information Science And Engineering* 24, 189-202 (2008).
- [7] "A new direction in AI : Toward a computationally theory of perceptions", by 12. Zadeh L. A. *Technologies for Constructing Intelligent Systems I*, Physica-Verlag Heidelberg New York, pp 3-20 (2002).



- [8] Zimmerman J. [2001], "Fuzzy Set Theory – And It's Applications", KluwerAcademic Publishers, Norwell, Massachusetts, U.S.A.
- [9] M. Saerens and F. Fouss, "HITS Is Principal Component Analysis," Proc. 2005 IEEE/WIC/ACM Int'l Joint Conf. Web Intelligence, pp. 782-785, 2005.
- [10] M. Saerens, F. Fouss, L. Yen, and P. Dupont, "The Principal Components Analysis of a Graph, and Its Relationships to Spectral Clustering," Proc. 15th European Conf. Machine Learning (ECML '04), pp. 371-383, 2004.
- [11] L. Yen, F. Fouss, C. Decaestecker, P. Francq, and M. Saerens, "Graph Nodes Clustering Based on the Commute-Time Kernel," Proc. 11th Pacific-Asia Conf. Knowledge Discovery and Data Mining (PAKDD '07), 2007.
- [12] L. Yen, F. Fouss, C. Decaestecker, P. Francq, and M. Saerens, "Graph Nodes Clustering with the Sigmoid Commute-Time Kernel: A Comparative Study," Data and Knowledge Eng., vol. 68, pp. 338-361, 2009.